

4

3

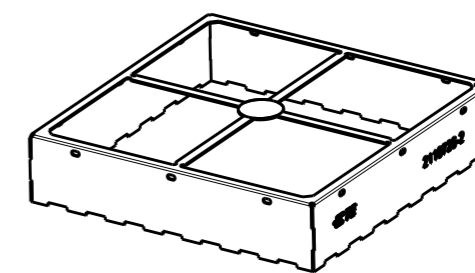
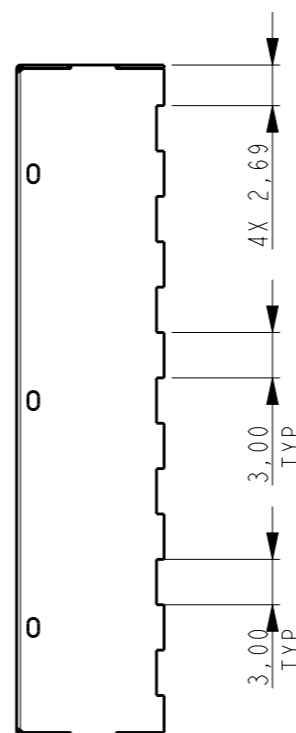
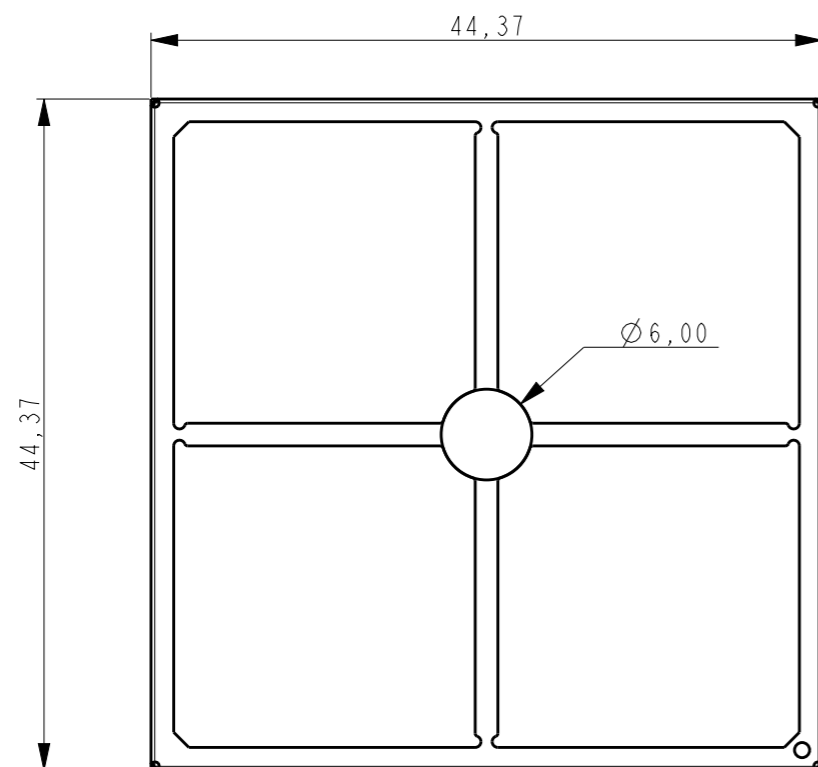
2

1

THIS DRAWING IS UNPUBLISHED. RELEASED FOR PUBLICATION

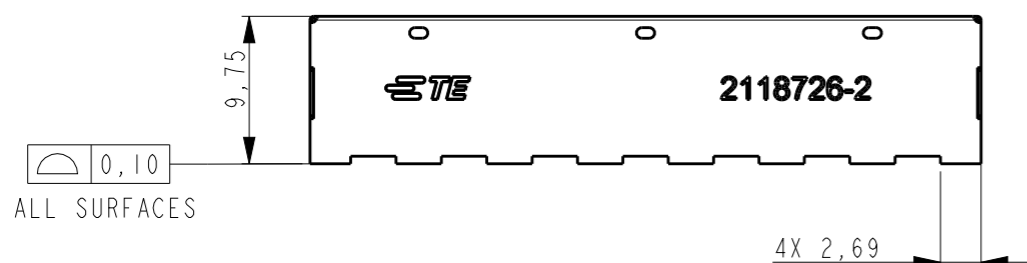
© COPYRIGHT - BY TYCO ELECTRONICS CORPORATION. ALL RIGHTS RESERVED.

LOC	DIST	REVISIONS					
		P	LTR	DESCRIPTION	DATE	DWN	APVD
H	-		2	ADD HOLE IN CORNER	02SEP2016	SS	AL
			A	DRAWING RELEASED	20APR2017	VL	SS
			A1	REVISED PER ECO-17-007644	26MAY2017	VL	SS
			A2	REVISED PER ECO-17-013857	21SEP2017	SS	HL



NOTES:

- 1 MATERIAL: 0.20mm CRS. 1,25 - 3.00µm MATTE TIN FINISH.
- 2 STAMPING BURR OUTSIDE OF PART, MAX 0.05mm.
- 3 PARTS TO BE FREE OF OIL AND CONTAMINENTS.
- 4 PART IS RoHS COMPLIANT PER TE CONNECTIVITY STANDARD TEC-138-702.
- 5 REFER TO 3D MODEL FOR UNSPECIFIED DIMENSIONS.
- 6 PACKAGING: TAPE AND REEL



6	2118726-2
PACKAGING	PART NUMBER

THIS DRAWING IS A CONTROLLED DOCUMENT. DIMENSIONING AND TOLERANCING PER ASME Y14.5M-2009.		DWN S. SU 05-APR-16	STE TE Connectivity	
DIMENSIONS: mm		CHK V. LAC 20APR2017		
TOLERANCES UNLESS OTHERWISE SPECIFIED:		APVD V. LAC 20APR2017	NAME STANDARD SHIELD FRAME	
0 PLC ±0.2		PRODUCT SPEC 108-19493	SIZE CAGE CODE DRAWING NO RESTRICTED TO	
1 PLC ±0.15		APPLICATION SPEC 114-115014	A3 00779 C-2118726 -	
2 PLC ±0.10		WEIGHT -	SCALE SHEET 1 OF 3 REV A2	
3 PLC ±		CUSTOMER DRAWING		
4 PLC ±				
ANGLES ±2°				
MATERIAL 1 -	FINISH 1 -			

THIS DRAWING IS UNPUBLISHED.

RELEASED FOR PUBLICATION

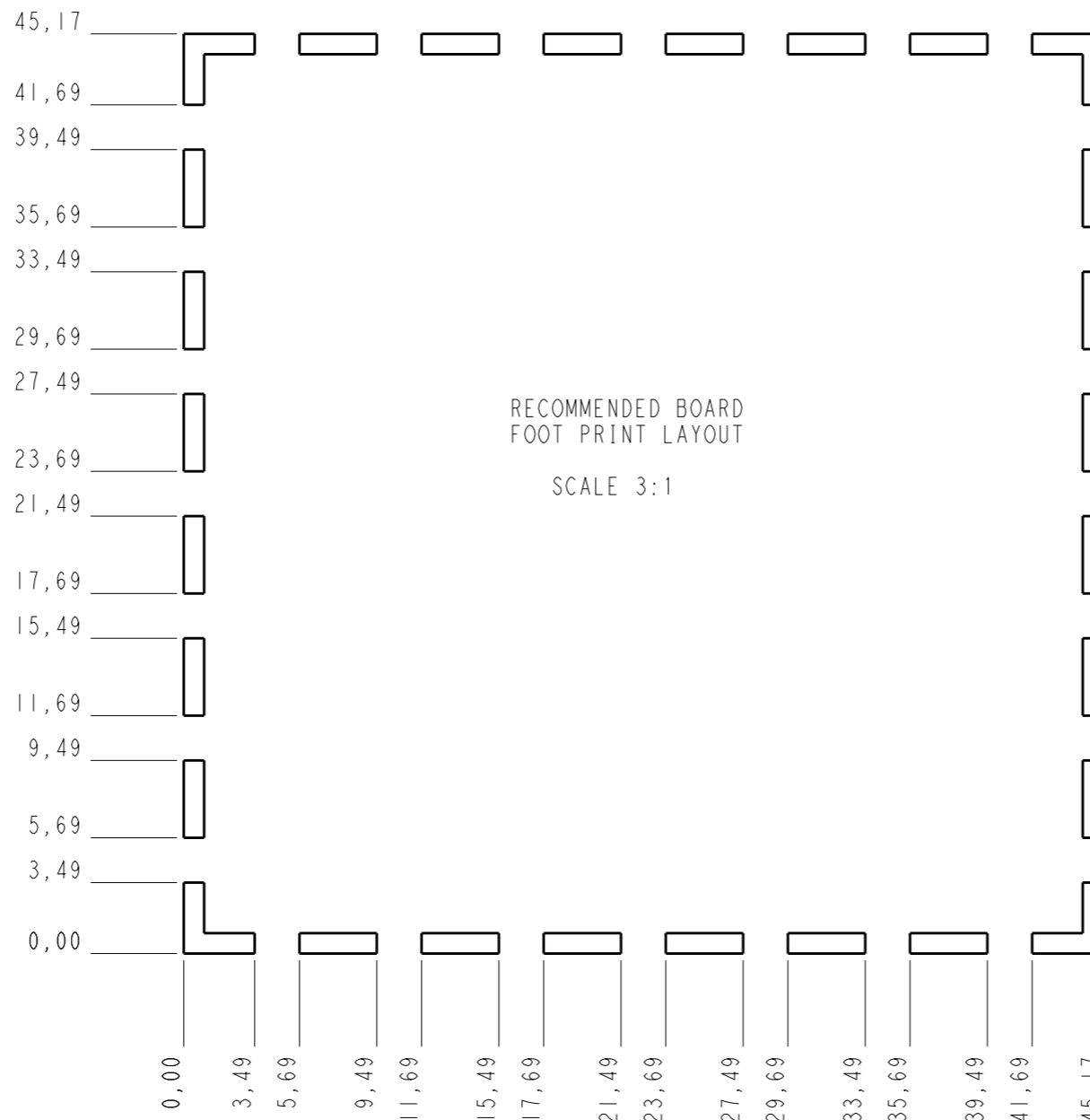
© COPYRIGHT - BY TYCO ELECTRONICS CORPORATION. ALL RIGHTS RESERVED.

LOC
H

DIST
-

REVISIONS

P	LTR	DESCRIPTION	DATE	DWN	APVD
	-	SEE SHEET 1	-	-	-



NOTES:
7. STENCIL THICKNESS: 0.10mm MIN.

THIS DRAWING IS A CONTROLLED DOCUMENT.

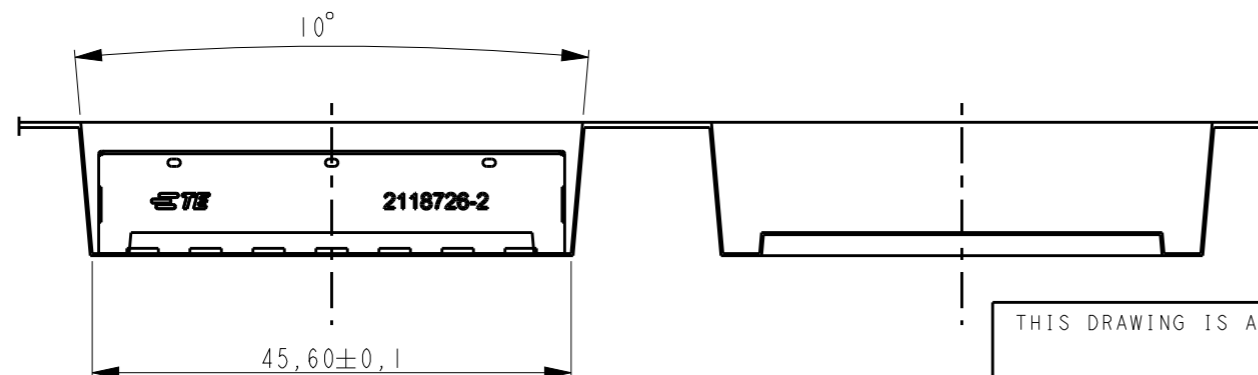
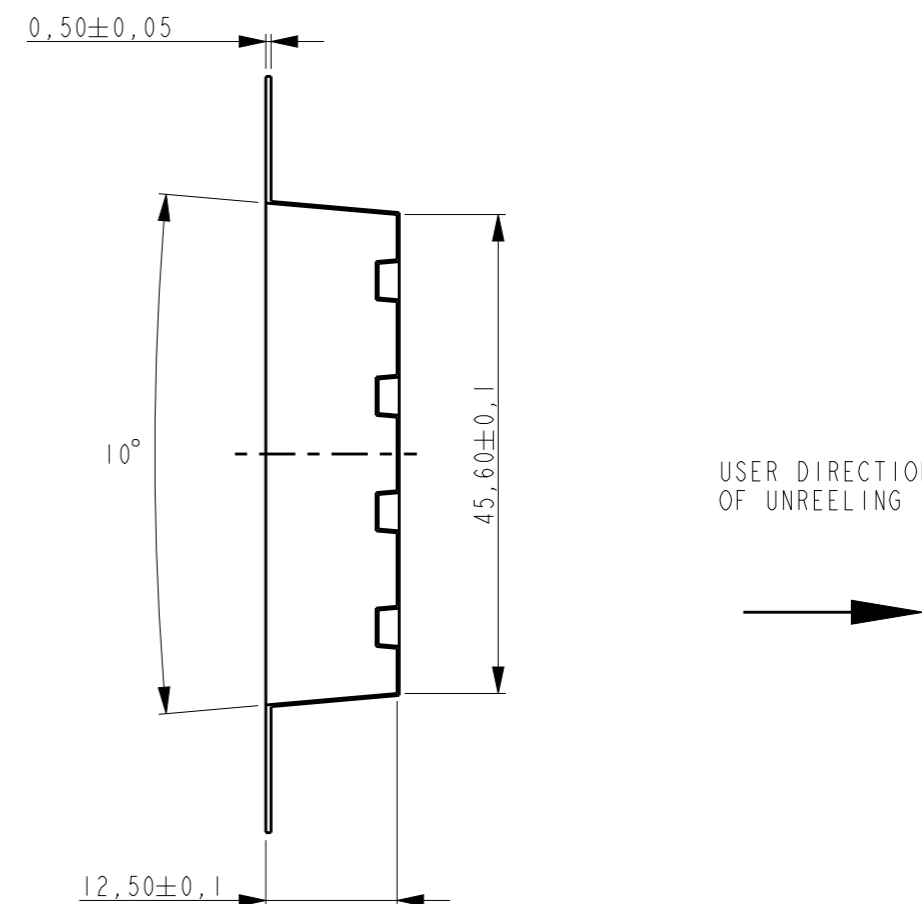
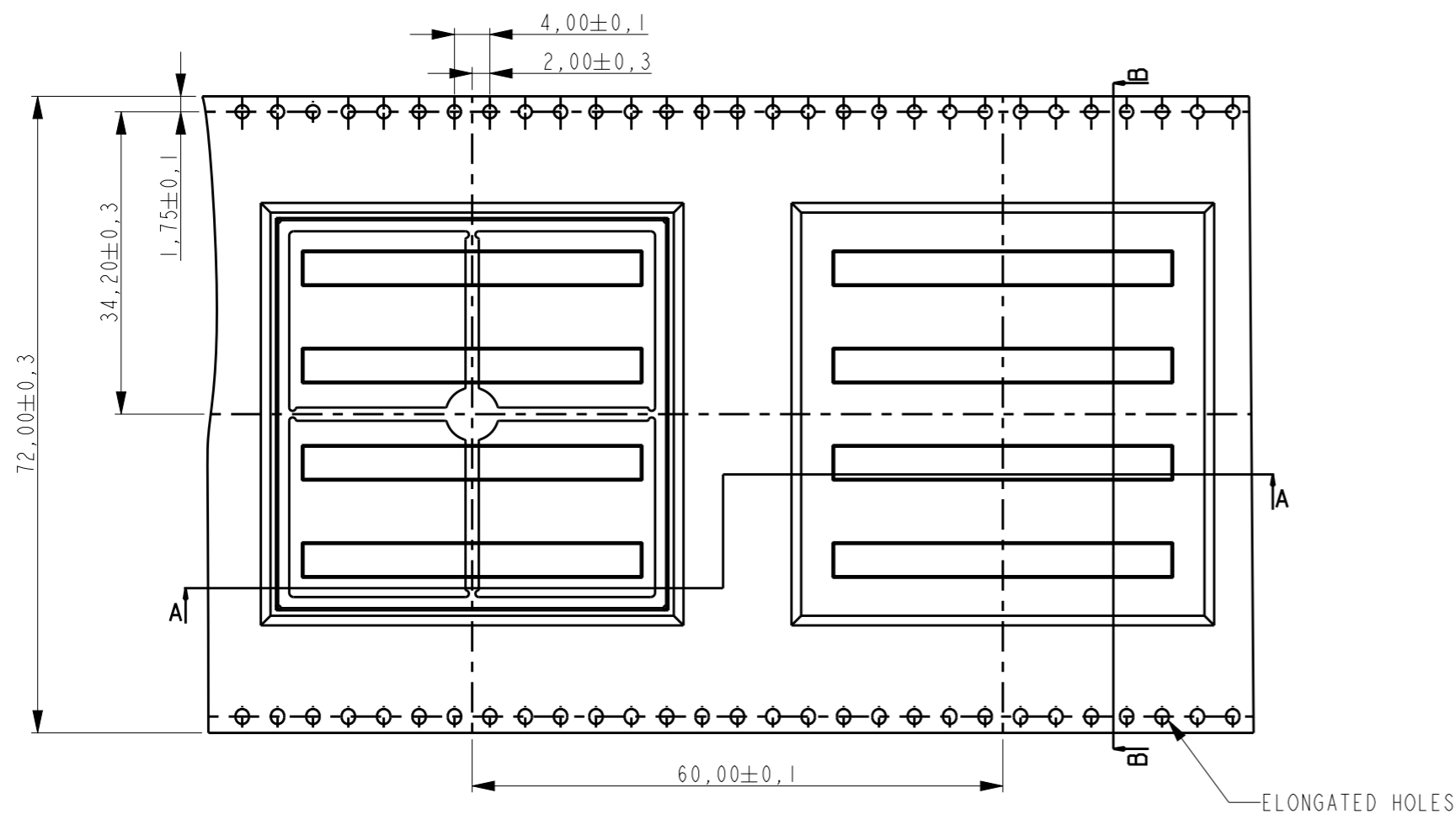
DIMENSIONS: mm		TOLERANCES UNLESS OTHERWISE SPECIFIED:	
		0 PLC	±0.2
		1 PLC	±0.15
		2 PLC	±0.10
		3 PLC	±
		4 PLC	±
MATERIAL		FINISH	

DWN	S. SU	05-APR-16
CHK	V. LAC	20APR2017
APVD	V. LAC	20APR2017
PRODUCT SPEC	108-19493	
APPLICATION SPEC	114-115014	
WEIGHT	-	
CUSTOMER DRAWING		

		TE Connectivity	
		NAME STANDARD SHIELD FRAME	
SIZE	CAGE CODE	DRAWING NO	RESTRICTED TO
A3	00779	C-2118726	-
SCALE 1:1		SHEET 2 OF 3	REV A2

THIS DRAWING IS UNPUBLISHED. RELEASED FOR PUBLICATION
 © COPYRIGHT - BY TYCO ELECTRONICS CORPORATION. ALL RIGHTS RESERVED.


LOC	DIST	REVISIONS					
		P	LTR	DESCRIPTION	DATE	DWN	APVD
H	-	-	-	SEE SHEET 1	-	-	-



SECTION A-A

SECTION B-B

- NOTES:
 8. REEL SIZE: O.D. 380mm, I.D. 180mm
 9. QTY PER REEL: 90PCS

THIS DRAWING IS A CONTROLLED DOCUMENT.		DWN S. SU 05-APR-16	 TE Connectivity	
DIMENSIONS: mm		CHK V. LAC 20APR2017		
TOLERANCES UNLESS OTHERWISE SPECIFIED:		APVD V. LAC 20APR2017	NAME STANDARD SHIELD FRAME	
0 PLC ±0.2		PRODUCT SPEC 108-19493	SIZE A3	
1 PLC ±0.15		APPLICATION SPEC 114-115014	CAGE CODE 00779	DRAWING NO C-2118726
2 PLC ±0.10		WEIGHT -	RESTRICTED TO -	
3 PLC ±		CUSTOMER DRAWING	SCALE 1:1	SHEET 3 OF 3
4 PLC ±				REV A2
ANGLES ±2°				
FINISH -				