

ALUMINUM ELECTROLYTIC CAPACITORS

UKA


For High Grade Audio Equipment,
Wide Temperature Range.



UKA



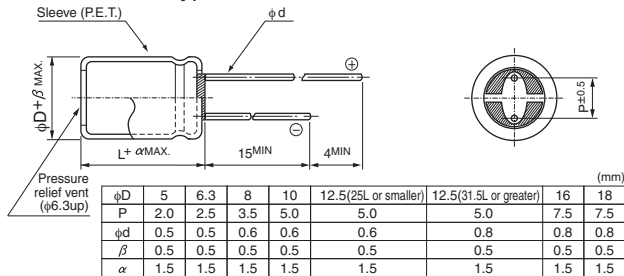
- 105°C high quality capacitors for audio equipment.
- Selected materials to create superior acoustic sound.
- Compliant to the RoHS directive (2011/65/EU).



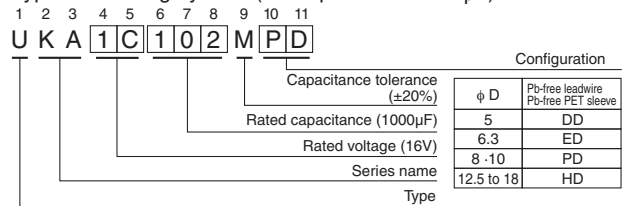
Specifications

Item	Performance Characteristics																							
Category Temperature Range	-55 to +105°C																							
Rated Voltage Range	6.3 to 50V																							
Rated Capacitance Range	22 to 22000 µF																							
Capacitance Tolerance	±20% at 120Hz, 20°C																							
Leakage Current	After 1 minute's application of rated voltage at 20°C, leakage current is not more than 0.03CV or 4 (µA), whichever is greater. After 2 minutes' application of rated voltage at 20°C, leakage current is not more than 0.01CV or 3 (µA), whichever is greater.																							
Tangent of loss angle (tan δ)	<table border="1"> <tr> <th>Rated voltage (V)</th> <th>6.3</th> <th>10</th> <th>16</th> <th>25</th> <th>35</th> <th>50</th> </tr> <tr> <th>tan δ (MAX.)</th> <td>0.30</td> <td>0.26</td> <td>0.22</td> <td>0.18</td> <td>0.16</td> <td>0.14</td> </tr> </table>	Rated voltage (V)	6.3	10	16	25	35	50	tan δ (MAX.)	0.30	0.26	0.22	0.18	0.16	0.14	Measurement frequency : 120Hz at 20°C								
	Rated voltage (V)	6.3	10	16	25	35	50																	
tan δ (MAX.)	0.30	0.26	0.22	0.18	0.16	0.14																		
For capacitors with more than 1000µF, add 0.02 for every increase of 1000µF.																								
Stability at Low Temperature	<table border="1"> <tr> <th>Rated voltage (V)</th> <th>6.3</th> <th>10</th> <th>16</th> <th>25</th> <th>35</th> <th>50</th> </tr> <tr> <th>tan δ (MAX.)</th> <td>Z-25°C / Z+20°C</td> <td>5</td> <td>4</td> <td>3</td> <td>2</td> <td>2</td> </tr> <tr> <td></td> <td>Z-40°C / Z+20°C</td> <td>10</td> <td>8</td> <td>6</td> <td>4</td> <td>3</td> </tr> </table>	Rated voltage (V)	6.3	10	16	25	35	50	tan δ (MAX.)	Z-25°C / Z+20°C	5	4	3	2	2		Z-40°C / Z+20°C	10	8	6	4	3	Measurement frequency : 120Hz	
	Rated voltage (V)	6.3	10	16	25	35	50																	
tan δ (MAX.)	Z-25°C / Z+20°C	5	4	3	2	2																		
	Z-40°C / Z+20°C	10	8	6	4	3																		
Endurance			<table border="1"> <tr> <td>Capacitance Change</td> <td>Within 20% of the initial capacitance value</td> </tr> <tr> <td>tan δ</td> <td>200% or less than the initial specified value</td> </tr> <tr> <td>Leakage current</td> <td>Less than or equal to the initial specified value</td> </tr> </table>	Capacitance Change	Within 20% of the initial capacitance value	tan δ	200% or less than the initial specified value	Leakage current	Less than or equal to the initial specified value															
Capacitance Change	Within 20% of the initial capacitance value																							
tan δ	200% or less than the initial specified value																							
Leakage current	Less than or equal to the initial specified value																							
Shelf Life			After storing the capacitors under no load at 105°C for 1000 hours and then performing voltage treatment based on JIS C 5101-4 clause 4.1 at 20°C, they shall meet the specified values for the endurance characteristics listed above.																					
Marking			Printed with black color letter on pearl blue sleeve.																					

Radial Lead Type



Type numbering system (Example : 16V 1000µF)



• Please refer to page 20 about the end seal configuration.

Dimensions

Cap (µF)	V	6.3		10		16		25		35		50		
		Code	0J	45	1A	45	1C	54	1E	58	1V	61	1H	68
22	220		5 × 11	45	5 × 11	45	5 × 11	54	5 × 11	58	5 × 11	61	5 × 11	68
33	330		5 × 11	55	5 × 11	58	5 × 11	65	5 × 11	68	5 × 11	75	5 × 11	90
47	470		5 × 11	65	5 × 11	68	5 × 11	79	5 × 11	83	5 × 11	93	6.3 × 11	115
100	101		5 × 11	95	5 × 11	105	5 × 11	115	6.3 × 11	140	6.3 × 11	150	8 × 11.5	190
220	221		6.3 × 11	160	6.3 × 11	175	6.3 × 11	190	8 × 11.5	240	8 × 11.5	260	10 × 12.5	300
330	331		6.3 × 11	195	8 × 11.5	240	8 × 11.5	265	8 × 11.5	290	10 × 12.5	350	10 × 16	410
470	471		8 × 11.5	270	8 × 11.5	280	8 × 11.5	315	10 × 12.5	380	10 × 16	460	12.5 × 20	530
1000	102		10 × 12.5	420	10 × 16	500	10 × 16	560	10 × 20	680	12.5 × 25	860	12.5 × 31.5	1040
2200	222		10 × 20	710	12.5 × 20	810	12.5 × 20	920	12.5 × 31.5	1200	12.5 × 40	1260	16 × 35.5	1470
3300	332		12.5 × 20	910	12.5 × 25	1050	12.5 × 31.5	1270	12.5 × 35.5	1400	16 × 35.5	1610	18 × 35.5	1770
4700	472		12.5 × 25	1120	12.5 × 35.5	1300	12.5 × 35.5	1480	16 × 31.5	1710	18 × 35.5	1910		
6800	682		12.5 × 35.5	1360	12.5 × 40	1570	16 × 31.5	1780	18 × 35.5	2040				
10000	103		12.5 × 40	1650	16 × 35.5	1890	18 × 35.5	2060						
15000	153		16 × 35.5	2010	18 × 40	2400								
22000	223		18 × 40	2350										
													Case size φD × L (mm)	Rated ripple

Rated ripple current (mArms) at 105°C 120Hz

Frequency coefficient of rated ripple current

Cap. (µF)	Frequency	50Hz	120Hz	300Hz	1kHz	10kHz or more
22 to 47		0.75	1.00	1.35	1.57	2.00
100 to 470		0.80	1.00	1.23	1.34	1.50
1000 to 22000		0.85	1.00	1.10	1.13	1.15

Please refer to page 20, 21, 22 about the formed or taped product spec.
Please refer to page 4 for the minimum order quantity.